

New Forest Fencing and Gates



www.newforestfencing.co.uk

Catalogue and Price List

nff

NEW FOREST FENCING

Established 1965



www.newforestfencing.co.uk

email: info@newforestfencing.co.uk

We hope you find your requirements without trouble, however, should you need any assistance please do not hesitate to contact our Sales Team on 023 8073 3442 or email info@newforestfencing.co.uk

At New Forest Fencing we select our suppliers on the basis that their timber is purchased from well managed forests. Our company will give preference to suppliers who demonstrate a commitment to progressive improvement in environmental management. This is not necessarily an expensive alternative and we constantly monitor our prices to ensure you, the customer, receive quality at competitive prices.


We offer pressure treatment in a natural light green colour - we particularly recommend this for treatment of all posts. We also offer a water-based treatment in light green or dark brown.

Although we endeavour to stock the majority of products in this brochure, it is not a stock list. Therefore, to avoid disappointment, please telephone to ensure that your requirements are in stock.

Should you require an estimate for supply and erect, please contact us on 023 8073 3442 or email hello@newforestfencing.co.uk



Michael Wateridge
Director



Darren Wateridge
Director

nff
NEW FOREST FENCING

Established 1965

New Forest Fencing & Gates Limited is the trading name for New Forest Fencing (Est. 1965)

Sawn Softwood

Pressure treated natural green. For dark brown (water based) add 20%

Pales 900 x 75 x 22 mm	0.94	1.80m x 100 x 22 mm.....	2.12
1200 x 75 x 22 mm.....	1.25	3.00m x 100 x 22 mm.....	3.53
1800 x 75 x 22 mm.....	1.87		

Rails

to 'Cant' (slant top) add 30%

1.80m x 100 x 47	4.52	1.80m x 75 x 47	3.85
2.40m x 100 x 47	6.02	3.00m x 75 x 47	6.40
3.00m x 100 x 47	7.52	3.00m x 38 x 87.....	5.31
3.60m x 100 x 47	9.03	3.60m x 38 x 87	6.35
4.80m x 100 x 47	12.03	3.60m x 150 x 47	13.57
		4.80m x 150 x 47	18.08

Posts - also on page 2

1.80m x 47 x 47	2.51	1.80m x 100 x 75	8.38	2.40m x 125 x 100 ...	18.90
3.00m x 47 x 47	4.18	2.10m x 150 x 75	14.90	3.00m x 125 x 100 ...	23.51

Gate Posts

	2.1m	2.4m	3.6m	Round Top	Pyramid Top	Pointed Top	Weather Top
125 x 125mm	N/A	23.63	35.44	7.15	5.15	2.54	1.40
150 x 150mm	N/A	34.02	50.92	7.70	5.67	2.94	1.77
175 x 175mm	40.52	N/A	N/A	8.61	6.15	3.26	2.24
200 x 200mm	N/A	59.20	N/A	9.36	6.73	5.46	3.06

Prices include pressure treatment - natural green. For oak posts - prices on request.

Decking

3.6m x 120mm x 32mm (finished size).....	9.94
4.8m x 120mm x 32mm (finished size).....	13.25

Balustrade

1.80 x 90 x 90 Newel post (<i>eased edge</i>).....	19.80
900 x 41 x 41 Spindles (<i>eased edge</i>).....	3.20
Hand/Base Rail (<i>grooved</i>).....	11.82
Fillet strip 1.8 x 41 x 8mm (<i>can be cut to 18 no. 100mm</i>)	4.22

Panel parts

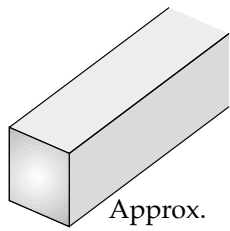
1.83m x 5mm x 125mm Ave. waney slat	0.68
1.83m x 16mm x 38mm Batten	0.64
3.60m x 18mm x 38mm Batten	1.95
1.83m x 25mm x 38mm Batten	0.88
1.83m x 44mm x 16mm Cap	1.93

Sundry Timber

Sleeper fresh sawn 2.4 x 250 x 125 green ...	42.14
Used railway sleeper 2.4 x 250 x 155	42.14
Waney Board 3.60m x 19 x 250mm Ave. ...	14.75
Trench Capping 3.00m ex 50 x 38mm.....	6.50
TGV- 3.6ex x 16 x 80mm coverage	6.30
For kiln dried timber	add 40%
Planing timber	add 50%
Oak (fresh sawn)	£2500 / m ³
Sapele (KD)	£2300 / m ³

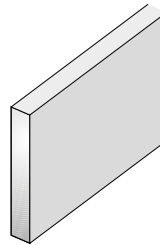
Sizes not on list up to 3.6m long- £575/m³
Over 3.6m POA

Close Board Materials



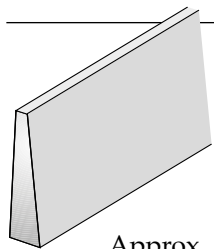
Posts - timber (for concrete & plastic see page 10)

	Approx.	75 x 75 (3"x3")	100 x 100 (4"x4")
1.50 m	(5')	-	8.75
1.80 m	(6')	6.75	9.10
2.10 m	(7')	-	10.50
2.40 m	(8')	8.90	11.90
2.70 m	(9')	-	13.50
3.00 m	(10')	11.25	15.00



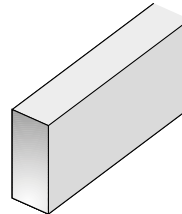
Gravel Board

	Approx.	22 x 150 (1" x 6")
1.83 m	(6')	3.95
2.40 m	(8')	4.60
3.00 m	(10')	4.95
3.60 m	(12')	7.21



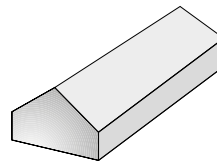
Feather Edge

	Approx.	Ex 22 x 100 (1" x 4")	Ex 22 x 125 (1" x 5")	Ex 22 x 150 (1" x 6")
0.90 m	(3'0")	.69	-	-
1.05 m	(3'6")	.74	-	-
1.20 m	(4'0")	.77	-	-
1.35 m	(4'6")	.88	-	-
1.50 m	(5'0")	.92	-	-
1.65 m	(5'6")	.97	1.07	1.53
1.80 m	(6'0")	1.08	1.23	1.68
2.40 m	(8'0")	1.50	-	2.25
3.60 m	(12'0")	2.25	-	3.37



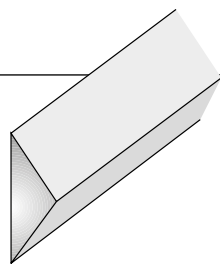
Counter Rail

	Approx.	22 x 50 (1" x 2")
3.00 m	(10')	2.48
3.60 m	(12')	3.32



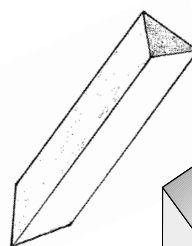
Capping Rail

	Approx.	Ex 22 x 48mm (¾" x 2")	35 x 65mm (1½" x 2½")
3.00 m	(10')	5.50	6.00
3.60 m	(12')	7.00	-



Arris Rail

	Approx.	Ex 75 x 75 (3"x3")	Ex 75 x 75 (3"x3") Scarfed for 2"x1" Mortice
2.40 m	(8')	4.50	5.55
3.00 m	(10')	4.97	5.92
3.60 m	(12')	6.08	6.98



Centre Stump

600 Ex 75 x 75mm w/top..... 1.50
or 600 Ex 50 x 50mm sawn ... 1.50

Weather Top

..... 0.50p

Post Mortice

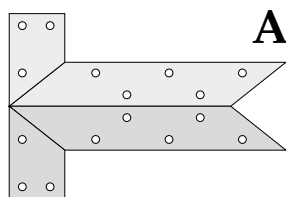
up to 95 x 95mm..... 0.80p

6" Cleat

..... 0.50p

Site Pegs

450 x 38 x 38 mm 0.90p



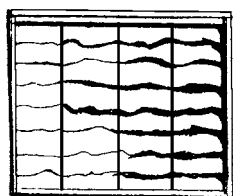
Arris Rail Bracket

Standard	1.00
Handed	1.00
Mortice.....	2.45

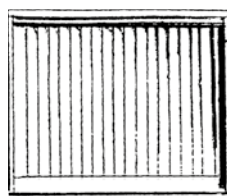
Prices for pressure treated Natural Green
For Dark Brown (waterbased) add 20%

Panels

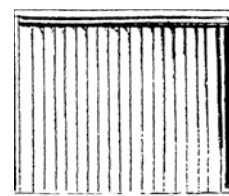
Lapped Panels



Waney Edged Panel
Dipped Natural Green



Closeboard Panel
with gravel board
Stainless steel nails



Closeboard Panel
without gravel board.
Stainless steel nail

height x width

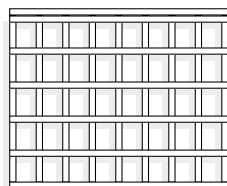
height x width	Waney Edged Panel	Closeboard Panel with gravel board	Closeboard Panel without gravel board
1.83 x 1.83 m (6' x 6')	27.50	43.63	42.39
1.50 x 1.83 m (5' x 6')	27.10	41.28	40.03
1.20 x 1.83 m (4' x 6')	26.70	38.91	37.55
0.90 x 1.83 m (3' x 6')	26.30	35.80	34.67

Non standard sizes - price per m2 (panels no wider than 1.83m-6 ft)

Total area up to 1m ²	20.41	33.88	29.35
Total area 1m ² and above	15.64	25.99	22.94

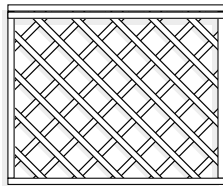
Trellis

Dip treated natural green



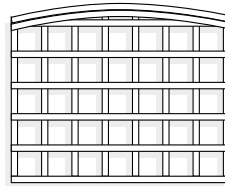
Standard

(holes approx. 150x100mm)



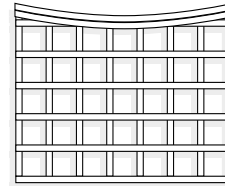
Diamond

(150 x 150 mm hole)



Bowed

(70 mm arc)



Scalloped

(70 mm arc)

height x width

height x width	Standard	Diamond	Bowed	Scalloped
1.83 x 1.83 m (6' x 6')	26.55	57.62	31.24	31.24
1.50 x 1.83 m (5' x 6')	24.59	54.34	29.47	29.47
1.20 x 1.83 m (4' x 6')	21.35	49.51	27.25	27.25
0.90 x 1.83 m (3' x 6')	17.97	39.09	21.32	21.32
0.60 x 1.83 m (2' x 6')	14.29	29.34	16.96	16.96
0.30 x 1.83 m (1' x 6')	12.43	25.07	14.72	14.72

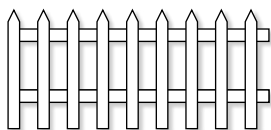
For Non standard size trellis per M² see below:

Total area up to 1m ²	23.85	52.77	28.16	28.16
Total area 1m ² and above	15.66	33.87	18.34	18.34

For non standard size holes in trellis add 30% on M² rate.

Palisade

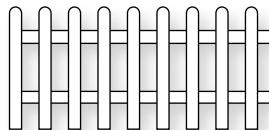
Dip treated natural green



75mm x 19mm

(3" x 7/8" pale)

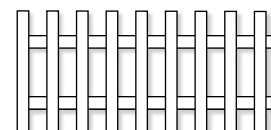
(Pointed Top)



75mm x 19mm

(3" x 7/8" pale)

(Rounded Top)



75mm x 19mm

(3" x 7/8" pale)

(Flat Top)

height x width

1.2 x 1.83 m	32.05	33.62	30.29
0.9 x 1.83 m	26.31	27.77	22.87
0.6 x 1.83 m	20.	21.99	17.81

Non standard width palisade panels - pro-rot +25%

For 75mm Post (3")

Post Cap 95mm Sawn.....	90p
Post Cap 95mm P.A.R.....	1.20
75 mm Ball.....	3.99
75 mm Acorn.....	4.99

For 95mm Post (4")

Post Cap 125mm Sawn.....	1.30
Post Cap 125mm P.A.R.....	1.70
100 mm Ball.....	6.80
100 mm Acorn.....	6.90

Extras built in to standard panel





1' trellis.....	13.25
2' trellis.....	14.95
3' trellis.....	17.45
150 mm x 22 mm Gravel Board	7.80

For 'Dark Brown' add 20%. Minimum charge of £15.00 net per non-standard panel applies.

Rural Gates

refer to page 12 for gate clauses

When ordering a single gate please state which post the gate will be hung on when looking from the front

	Size (approx.) mm (ft)	Sawn	Planed all Round	Hardwood 'Sapele'
	1500 (5')	144.25	186.93	268.51
	1800 (6')	152.29	197.97	284.66
	2100 (7')	160.79	209.04	299.33
	2400 (8')	169.28	220.04	315.88
	2700 (9')	177.75	231.08	332.24
	3000 (10')	186.24	241.94	348.14
	3300 (11')	194.77	253.15	363.99
	3600 (12')	203.24	264.12	379.68
	900 (3')	116.86	151.86	218.41
	1200 (4')	133.76	173.85	249.96
	1500 (5')	149.89	194.84	274.84
	1800 (6')	159.54	207.44	314.44
	1500 (5')	N/A	207.35	324.13
	1800 (6')	N/A	214.14	342.06
	2100 (7')	N/A	223.74	357.51
	2400 (8')	N/A	237.11	377.98
	2700 (9')	N/A	247.79	396.64
	3000 (10')	N/A	259.52	413.64
	3300 (11')	N/A	271.84	434.29
	3600 (12')	N/A	277.52	443.31
	900 (3')	N/A	144.64	201.69
	1200 (4')	N/A	163.79	229.14
	1500 (5')	N/A	182.02	255.44
	1800 (6')	N/A	199.11	284.05

Garden Gates

	Size (approx.) mm (ft)	Sawn	Sawn per M ²	Planed all Round	PAR per M ²	Hardwood 'Sapele' PAR	Hardwood 'Sapele' per M ²
Rufus	900 x 900 (3' x 3')	43.54	67.84	60.54	88.19	129.05	187.46
	1050 x 900 (3'6" x 3')	54.73		71.17		150.57	
Furzey	900 x 900 (3' x 3')	48.01	74.98	62.41	97.46	142.65	207.21
	1050 x 900 (3'6" x 3')	52.67		71.17		166.44	
Ringwood	900 x 900 (3' x 3')	57.16	78.20	63.73	101.64	148.11	215.12
	1050 x 900 (3'6" x 3')	60.03		74.38		172.79	
Hinton	900 x 900 (3' x 3')	46.22	74.87	64.72	97.34	155.36	231.15
	1050 x 900 (3'6" x 3')	53.84		68.37		181.25	
Beaulieu	900 x 900 (3' x 3')	57.83	89.54	73.88	116.41	170.19	247.19
	1050 x 900 (3'6" x 3')	63.04		76.84		198.55	
Bramshaw	900 x 900 (3' x 3')	50.38	80.73	66.62	104.95	157.17	237.44
	1050 x 900 (3'6" x 3')	58.76		73.52		186.41	
Ibsley	900 x 900 (3' x 3')	n/a	n/a	120.27	128.72	222.84	323.69
	1050 x 900 (3'6" x 3')	n/a	n/a	141.59		259.99	



Rufus



Furzey



Ringwood



Hinton



Beaulieu



Bramshaw







Ibsley (TGV)



Pedestrian House Gates

refer to page 12 for gate clauses

When ordering a single gate please state which post the gate will be hung on when looking from the front

		Standard Sizes mm	approx (ft)	Sawn	Planed all Round	£ per Sq. M	Hardwood 'Sapele'
Copythorne Waney 75 x 50mm frame		900 x 900	(3' x 3')	59.85	N/A		N/A
		1200 x 900	(4' x 3')	63.94	N/A		N/A
		1500 x 900	(5' x 3')	72.36	N/A		N/A
		1800 x 900	(6' x 3')	78.73	N/A	51.23	N/A
Cadnam Feather Edge Gate - no cap 75 x 50mm frame		1750 x 900		75.66	N/A	52.81	N/A
Bartley Feather Edge 75 x 50mm frame		900 x 900	(3' x 3')	60.18	N/A		N/A
		1200 x 900	(4' x 3')	66.79	N/A		N/A
		1500 x 900	(5' x 3')	80.97	N/A		N/A
		1800 x 900	(6' x 3')	81.25	N/A	57.83	N/A
Minstead TGV boards (planed all round)		900 x 900	(3' x 3')	N/A	98.49		
		1200 x 900	(4' x 3')	N/A	112.61		
		1500 x 900	(5' x 3')	N/A	127.44		
		1800 x 900	(6' x 3')	N/A	141.61	99.89	249.71/sq.m





EXTRAS: 100 x 50mm frame add 30%, 100 x 75mm frame add 40%. Bowed/Scalloped add 30%. Palisade/Trellis infill add 15%.

Exbury Bow Top			1800 x 900	(6' x 3')	N/A	202.87	142.84	357.09/sq.m
Burley Semi-circle, arched top			1800 x 900	(6' x 3')	N/A	223.16	157.11	392.81/sq.m

TGV, includes solid top back rail, no capping, planed all round, standard frame 70x45mm, 95x45mm frame add 30%

Gate Frame 75 x 50mm Ledge and Braced with cap Sawn softwood £45.25/sq.m PAR softwood £67.87

Driveway Entrance Gates

			£/sq.m	Hardwood 'Sapele' per sq.m
Lymington PAR, TGV boards PAR		95 x 45 mm frame	137.94	333.96
		Over 1.2 M wide 95 x 65 mm PAR frame		
Lyndhurst PAR, TGV boards, Curved top rail		95 x 45 mm PAR frame	152.57	381.43
		Over 1.2 M wide 95 x 65 mm PAR frame		
Ashurst & Rhinefield PAR, TGV Boards, Swan neck top		95 x 45 mm PAR frame	163.48	408.28
		Over 1.2 M wide 95 x 65 mm PAR frame		
Langley PAR, TGV Boards, Palisade infill, Curved top		95 x 45 mm PAR frame	173.26	433.16



Lymington



Lyndhurst



Ashurst



Rhinefield



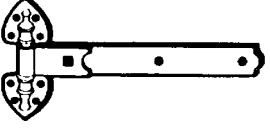
Langley

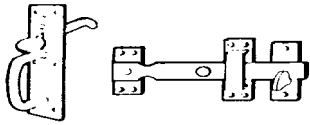


All prices include **WATERBASED TREATMENT** in Natural Green or Dark Brown.

Solvent based treatment Golden, Dark Brown or Pale Green add £20.00 m² (only one coat can be applied, see clause page 12)
For Rebated stiles on pairs (100mm x 50mm frame) add £30.00 net per pair. Option for cover strip supplied loose: softwood add £3.00 net per pair, Sapele add £11.00 net per pair



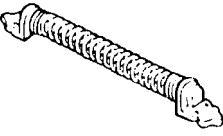

Pedestrian/Garden/Driveway Gate Furniture

(price per pair)




		10"	12"	16"	18"	20"	24"	30"	36"
	Hook and Band Hinges								
	Galv	-	10.25	12.50	16.16	-	24.07	33.96	41.57
	Black	-	8.95	11.10	13.20	-	19.16	24.84	28.77
	Adjustable Hook & Band Hinges				24.00		29.60	35.80	48.74
	Reversible Hinges								
	Galv	-	14.10	-	23.00	-	26.29	35.20	36.00
	Tee Hinges								
	Galv	-	6.50	7.10	7.60	13.25	18.00	-	-
	Black	-	5.50	6.35	7.20	10.10	14.30	-	-
	Strap Hinge	Galv	13.80	-	-	-	-	-	-





	Suffolk Latch								
	Galv		7.60						
	Black		6.50						
	Ring Latch								
	Galv		9.06						
	Black		7.65						
	Auto Latch								
	Galv						small 2.89	large 4.24	
	Black						2.79	4.17	

	Brenton Bolt	4"	6"	8"	12"				
	Galv	3.16	6.60	7.00	10.50				
	Long Throw lock					50mm	70mm		
						45.80	45.80		
	Pull Handle							9.30	
								Galv/Blk/Brass	

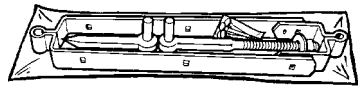
	Cabin Hook	4"	6"	8"	12"				
	BZP	-	-	-	-				
	Galv	3.39	3.55	3.95	4.49				
	Black	-	-	-	-				
	Hasp+Staple					6"	8"		
						3.94	-		
						-	9.22		
						2.64	-		
	Gate Spring							9.20	
	Oval Pad Bolt								
									-
									3.45
									-

Rural Gate Furniture




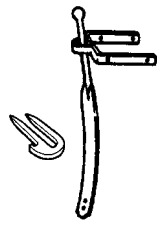
						
Field Gate Hinges	3 1/2" Bottom	5" Bottom	12" Top	18" Top	24" Top	Adjustable Gate Eye 19mm with brackets Galv.
Galv.	9.10	-	14.90	16.80	18.90	6.88
Black	-	9.70	14.90	16.80	19.40	12.81


			3/4" Galv	3/4" Black
	Hook to Bolt	9.09	6.37	
	Hook to Drive	5.13	3.52	
	Hook on Plate	8.56	6.00	
	Hook to Build in wall	10.10	n/a	


Full set of Hanging Fittings Galv including Bolts. 37.32

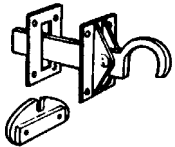



Spring Latch Furniture

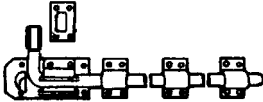
				
	Spring Latch	Spring Latch Keep	Spring Latch Catch	Spring Latch Full Set
Galv	12.00	4.56	8.66	19.87
Black	12.00	4.56	8.66	17.66



Field Gate Auto Latch Galv
10.80


Field Gate Latch Striker Galv
7.59


Field Gate Thumb Latch Galv
20.25


Drop Bolt 18"
Galv 16.17
Black 12.81


Lockable Drop Bolt
Galv 25.24
Black -


Loopover Latch
2" and 3" rail
12.72
9.34

Chainlink Fencing

	Roll length	Diameter	900	1200	1400	1800	2400
PVC on Bright	25 meter	2.50/1.70	83.30	109.10	-	158.40	-
	25 meter	3.15/2.24	113.10	152.40	162.00	198.10	-
	12.5 meter	3.15/2.24	-	-	-	-	164.00
Galvanized	25 meter	2.50	121.20	160.00	-	217.61	-
	25 meter	3.00	168.20	225.22	-	-	-
	12.5 meter	3.00	-	-	132.00	166.60	226.00

Angle Iron — Black painted

Approx length of post: for fence height:	1500mm 900mm	1800mm 1200mm	2400mm 1800mm
40mm x 40mm x 3mm Inter	11.10	14.75	16.21
40mm x 40mm x 5mm Inter	15.18	17.00	22.30
End posts incl. strut and fittings	51.00	72.50	80.80
Corner incl. struts and fittings	79.20	86.08	111.25

Angle Ends and Corners include ~Struts, Stretcher Bars, Winders and Bolts.

Chestnut Fencing

	3' x 10 yards	4' x 10 yards	5' x 5 yards	6' x 5 yards
2 wire	85.00	97.50	-	-
3 wire	-	-	84.50	97.20

Chestnut Rails - 2.9m (shaped both ends) ... £14.92

Hurdles - Hazel

6' x 6'ft – £85.82

Wire Netting

		10M			25M			
	20g	600	900	1200	600	900	1200	1800
25mm (1")		29.10	31.20	38.00	44.52	59.33	76.79	111.62

Rabbit Netting 50M 1050 high x 31mm x 19 guage - £94.00

Stock Fence

	Type	No. Line Wires	Height mm	mm between uprights	Length (M)	Price
C8/80/15	Med	8	800	150	50	81.28
C6/90/30	Med	6	900	300	50	94.02
L10/120/15	Light	10	1200	150	50	99.96
LHT13/190/15	Deer	13	1900	150	50	168.77

Line Wire

75M x 3.15mm Galv.....	27.00
75M x 3.15/2.24mm PVC.....	22.70

Tying Wire 1.2kg

1.6mm Galvanised (approx 32M)	3.77
2.0/1.4mm PVC (approx 30M)	4.89

Barbed Wire (Galv 200 M)

Mild Steel.....	62.28
High Ten	49.35

Extension Galv.

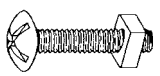
(barbed wire).....	8.90
--------------------	------

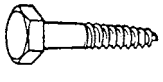
Steel Field Gates

7 rail with D loop	3.00M	£117.58	2.00M hanging post	£72.75
7 rail with D loop	3.60M	£129.35	2.00M closing post	£72.75


Bolts

	Cup Square Hex	(mm)	75	100	160	180	200	220	260
	BZP Bolt M10	(each)	34p	43p	83p	1.18	1.34	1.44	2.14

	Roofing	(mm)	25	50	160	180	200
	BZP Bolt M8	(each)	11p	14p	38p	48p	54p

	Coach Screw	(mm)	M8x50	M8x75	M8x100	M10x50	M10x130	M10x150	M10x180
	BZP	(each)	51p	72p	98p	64p	97p	1.31	1.57

Fixings



Wall Fixing Loose Bolt	
M10 x 10	M10 x 50
2.48 each	2.55 each



Ammo Screw		
6 mm	7.5mm	
80mm	100mm	200mm
15p each	18p each	79p each



Frame Fixings	
8 x 100	83p
10 x 120	94p
10 x 160	1.05p



Standard Screws	.47p/10, £6.58/200
Decking Screws	4.5 x 75mm £6.80/200
Cutter Screw	
4 x 40 mm	... 7.14 /200
4 x 70 mm	... 8.40/200
5 x 100 mm	... 10.00/100



Anker Bolt	
10 x 100	... 65p
10 x 150	... 95p
Resin	
310ml	... 9.00

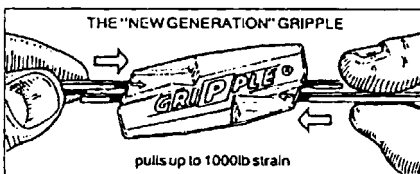
Chainlink Fittings



Eyebolt	250x10mm
(each)	1.48



Stretcher Bar (mm)	900	1200	1800	2400
25 x 5 mm (each)	4.80	6.70	9.28	13.20



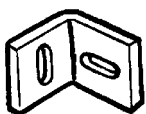
Gripplers ... £2.54 each



Hairpin Staple ... 50p each



Barrel Strainer ... 4.94 each



Angle Cleat	
38 x 38mm	... 47p each
50 x 50mm	... 86p each



Winder - 90mm
1.36 each

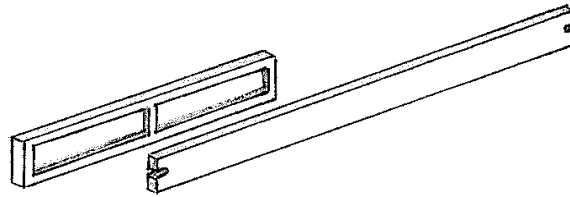
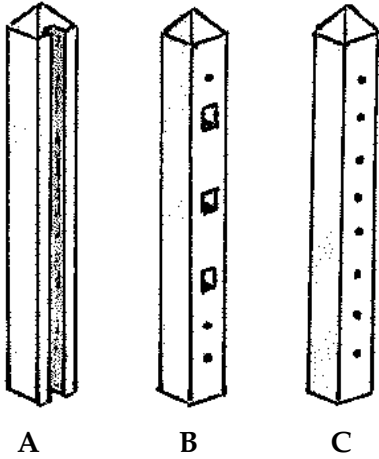


Eyebolt Adaptor 10mm
1.30 each

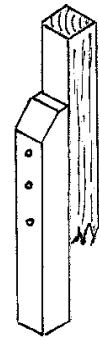


Chainlink Clips
Green 16.70/1000
Galv. 10.50/1000

Concrete Posts



Gravel Board



Repair Spur

For fence height: 900mm 1200mm 1500mm 1800mm

Post Length: 1500mm 1800mm 2100mm 2400mm 2700mm 3000mm

A Slotted

94 x 109 mm - intermediate	15.20	16.20	17.20	17.90	20.81	34.00
125 x 125 mm - corner	29.80	31.50	32.40	33.50	37.10	-

B Morticed

100 x 100 mm - intermediate	18.48	19.80	20.55	21.10	25.10	-
100 x 100 mm - corner	19.78	22.20	24.27	25.01	32.98	-

C Universal

100 x 100 mm	24.80	25.60	26.50	27.30	28.00	-
--------------	-------	-------	-------	-------	-------	---

Recessed

100 x 100 mm	-	-	-	28.95	-	-
--------------	---	---	---	-------	---	---

Gravel Board

Recessed	1.83m x 150 x 50 mm	10.10
Recessed	1.83m x 300 x 50 mm	15.80
Plain	2.885m x 150 x 50 mm	19.84
Pronged Cleat - Galv.	150 mm	2.89
Pronged Cleat - Galv.	300 mm	5.78

Repair Spur

75 x 75 mm	8.00
100 x 100 mm	10.90

Timber Stakes / Poles

		Length					
		5'6"	6'	7'	8'		
Full Round Peeled & Tan.	Diameter 2" to 3" dia.	-	-	-	4.65		
	3" to 4" dia.	-	5.90	-	-		
	4" to 5" dia.	-	-	11.20	-		
			6'		8'	12'	
Machine Round Timber	Diameter 100 mm (4") dia.	-	7.90	-	10.55	-	16.70
	125 mm (5") dia.	-	-	-	-	-	25.60
Machine Half Round Timber	100mm (4") dia.	-	-	-	-	-	8.60
Dragons Teeth	3'6" x 4 - 6" (1050 x 100 - 150mm)	10.20					


Steel Post Supports



Spike
 750 x 75 x 75 mm10.97
 750 x 100 x 100 mm 11.70




Post Extender
 75 x 75 mm.....6.28
 100 x 100 mm.....8.72




Bolt Down
 75 x 75 mm..... 6.80
 100 x 100 mm..... 8.30

Sheds flat packed for self assembly (net price)




Shed A – Pent Roof

6' x 4'£412.00
 7' x 5'£485.00



Shed B – Pent Roof

8' x 6'£525.00
 10 x 8'£1375.00 (heavy materials)



Shed C – Apex

All sheds are supplied flat packed and have been treated in water-based dark brown, they are available as Pent or Apex Roof. Panels are Scandinavian Tongue and Groove softwood boarding- ex 16 x 125 mm with 38 x 38 mm framing, 12 mm Ply wood flooring and 11 mm Sterling board roof.

Each shed is supplied with standard felt for roof, felt nails, tongue & groove door with lockable latch and a single 600 x 450 mm perspex window with beading (an additional window can be added £45), nails and screws. Delivery is included in the price.

Sundries

TIMBER TREATMENT:

5 litre Water Based.....	6.70
5 litre Solvent based.....	18.00
Creocote (Creosote substitute)	
4 litre	19.45
½ kg Nails Galv	2.90
25 kg Nails Galv	68.00
Coil Single Galv.....	4.43
Coil Box Galv.....	69.20
Coil Single Stainless Steel.....	8.80
Coil Box Stainless Steel.....	325.00
Gas Gun Box	56.00
½ kg Staples.....	3.95
25 kg Staples.....	97.30
Knee rail straps 20" x 2 ¾".....	1.60
Panel brackets.....	70p
Joist hanger 50mm	1.75
Sliprail bracket.....	10.14
Ballast 25kg bag.....	2.90
Ballast per Forklift Scoop.....	57.00
Ballast per ½ Forklift Scoop.....	43.00
Cement 25kg bag.....	6.20
Rapid Set cement 25kg	£20.00
Rapid Set concrete mix 20kg.....	6.84
PostSaver supply only	4.28
PostSaver supply and fit	6.43

Machining Timber

Morticing post 2" x 7/8"	80p
Double mortice	2.34
Large mortice	3.92
Weather topping 4" & below	50p
Pointing post 4" & below	2.80
Pyramid post 4" & below.....	3.96
Round top post 4" & below	4.92
Machining posts over 4" - see page 1	
Mortice own timber	95p
Weather own timber	90p
Pointing pale.....	32p
Pointing bottom of stake/post.....	1.80p
Rounding pale	60p
Birdmouth post up to 100mm ...	2.34
Birdmouth post 125mm & over	3.82
4" x 2" Rebate	1.80
6" x 2" Rebate	2.26
4" x 2" Lambs tongue	2.98
6" x 2" Lambs tongue	3.68
2" hole in post	1.90
Half round scallop	£3.80
Machining timber per hour	39.00

Garden Accessories

Net Price

Log Roll	
6" x 3'	9.14
12" x 3'	12.81
18" x 3'	17.68
24" x 3'	21.72
Trellis Arch	107.05
Trellis Arch Diamond.....	113.33
Fan trellis-light.....	20.00
Picnic Bench 5'6"	125.00
Picnic Bench Round	295.00
Park Bench.....	395.00
Pergola	priced to your design
DELIVERY:	
Orders up to £100 (excl. VAT)	
per delivery.....	20.00
Orders over £100 (excl. VAT)....	FOC

Important Gate Clauses: Refer to Catalogue Pages 4 & 5

Framework: The standard frame size is 75mm x 50mm for sawn timber (70mm x 45mm PAR) on all palisade garden and pedestrian house gates. We advise our customers that if these gates are over 1.2 Meter wide, the frame work should be increased to 100 x 50mm for sawn timber (95mm x 45mm for Par). We strongly advise this and will not accept liability for the distortion, bow or twist of these products where our recommendations have not been followed. Lymington, Lyndhurst, Ashurst and Rhinefield gates are all made from a 95mm x 45mm frame and are increased to a larger 95mm x 65mm frame at no extra cost, if the leaf width is over 1.2m.

Treatment of Gates: All softwood Tongue and Groove Gates should not be water based dip treated. They are made from Kiln-Dried Timber, which is stored dry and assembled in a dry workshop. Once Kiln-Dried timber comes into contact with damp elements, rain, frost etc it will take on moisture and expand. This is especially noticeable on TGV boarding which is likely to distort and twist the framework and may force the gate apart at the joints. For the above, we strongly advise at least two coats of solvent based treatment. For Hardwood TGV and Rural Gates, we strongly recommend at least two coats of marine quality Varnish, although this is not something we can supply or paint ourselves.

The only gates we can apply Solvent based treatment to are our TGV Gates, and we can only apply ONE COAT. So we strongly advise our customers to straight away apply further coats of Solvent based treatment before any wet weather, or to follow the paint manufacturers recommended coats of marine quality Varnish and to re-coat it trough out the life of the product.

It is the sole responsibility of the customer to make sure they protect their gates from weather damage as New Forest Fencing & Gates will not accept liability for the distortion, bow, twist or decay of these products where our recommendations have not been followed.

Contents

Adaptors.....	9	Log Roll	12
Angle Iron	8	Machining Timber.....	12
Angle Extension	8	Machine Round Timber.....	11
Arches	12	Metpost Range.....	11
Arris Rails.....	2	Morticing.....	1 & 12
Arris Rail Brackets	2	Nails	12
Barbed Wire.....	8	Palings.....	1
Barrel Strainers	9	Palisade Panels	3
Battens.....	1	Panels	3
Bolts.....	9	Panel Clips	3
Capping Rail	2	Picnic Table.....	12
Cement.....	12	Plant Troughs.....	12
Centre Stump	2	Poles	11
Chainlink	8	Posts for Fencing.....	2 / 11
Chainlink Fittings.....	9	Posts for Gates	1 / 11
Chestnut	8	Post Caps	3
Cleat - Angle	9	Rails	1 & 11
Cleat Timber.....	2	Sawn Softwood.....	1
Coach Bolt	9	Screws	9
Coach Screw.....	9	Site Pegs.....	2
Concrete Mix.....	12	Slats	12
Concrete Posts	10	Stakes	11
Counter Rail.....	2	Stock Fencing.....	8
Creosote	12	Stretcher Bars.....	9
Decking.....	12	Sundries.....	12
Delivery	12	Supalite Plastic.....	10
Eyebolts	9	Tongue & Groove	1
Feather Edge	2	Tools	on display
Garden Accessories.....	12	Treatment.....	12
Gate Specification Clauses	12	Trellis.....	3
Gates - Rural & Garden.....	4	Tying Wire.....	8
Gates - Pedestrian & Driveway Entrance	5	Wall Fixings.....	9
Gate Furniture	6 & 7	Wall Plates.....	1
Gravel Board.....	2 & 10	Winders.....	9
Hinges.....	6	Wire Netting.....	8
Kiln Dried Timber	1		
Line Wire	8		

Conversion Guide

1 foot =	305 mm	30.48 cm	.305 metres
1 square foot =	-	-	.093 sq metres
1 metre =	-	3.3 feet	1.094 yards
1 square metre	-	10.76 sq. feet	1.196 sq yards

PLEASE NOTE:

All prices are **EXCLUSIVE OF VAT**, which will be added at the rate in force on purchase.

Timber sizes are printed in imperial for your convenience, however, many of our products are produced and sold to the nearest metric equivalent and may be undersized.

Sizes are nominal and may vary slightly during the cutting procedure.

All illustrations are meant as a guide only.

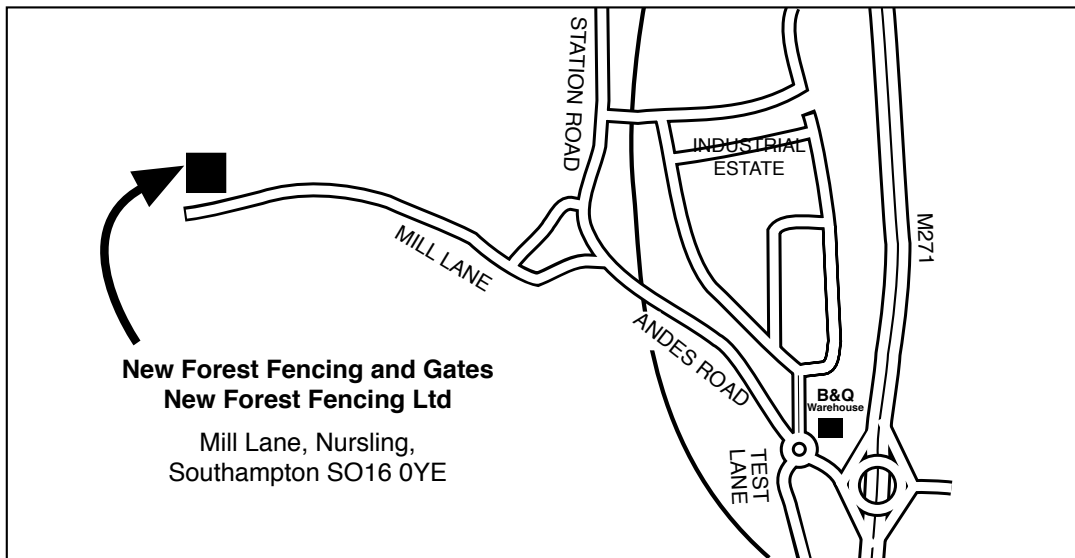
All goods remain the property of New Forest Fencing and Gates Ltd until paid for in full.

Terms : Strictly cash, debit/credit card with order.

E.&O.E.



How to find us ...



Telephone (023) 8073 3442

Facsimile (023) 8074 0181

Email: info@newforestfencing.co.uk